INVESTITOR	**DARS, d. d., Ulica XIV. Divizije 4, 3000 Celje**
OBJEKT	**OBNOVA CESTNINSKE POSTAJE IN IZPOSTAVE DOB**
ŠT. NAČRTA:	**102/2024**
DATUM:	**MAJ 2025, OKTOBER 2025 (recenzija)**

KAZALO NAČRTOV

VSEBINA RISB

Št. lista	Naslov risbe
	OBJEKT 4 - VELIKE GARAŽE
	IZVLEČEK ARMATURE
	IZVLEČEK JEKLENEGA MATERIALA
04.1	POVEZOVALNI TEMELJI IN JAŠKI
04.2	STENA
04.3	TEMELJNE PLOŠČA - MREŽE
04.4	TEMELJNA PLOŠČA - ARMIRANJE KANALET
04.5	TALNA PLOŠČA SERVISNEGA JAŠKA ZA TOVORNJAKE
04.6	STENE SERVISNEGA JAŠKA ZA TOVORNJAKE
04.7	JEKLEN KONZOLNI NADSTREŠEK
04.8	FASADNA PODKONSTRUKCIJA - JUŽNA FASADA

Palice - specifikacija

ozn	oblika in mere [cm]	Ø [mm]	lg [m]	n [kos]	lgn [m]	T. poz. [kg]
PT O4 (Risba št. O4.1) (1 kos)						
1	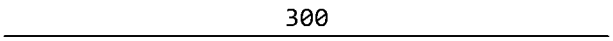	8	3.00	2	6.00	2.45
2	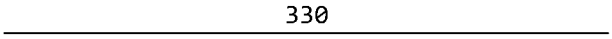	8	3.30	2	6.60	2.69
3	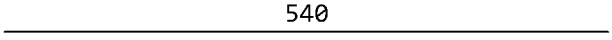	8	5.40	4	21.60	8.81
4	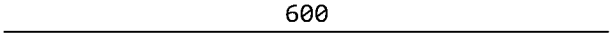	8	6.00	8	48.00	19.58
5	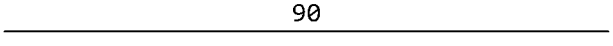	10	0.90	384	345.60	220.49
6	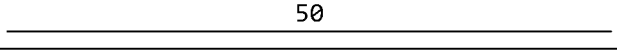	16	0.50	24	12.00	19.45
7	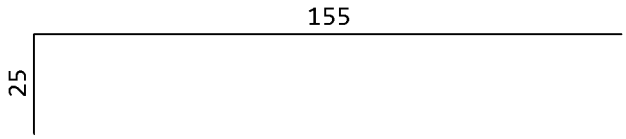	16	1.80	16	28.80	46.68
8	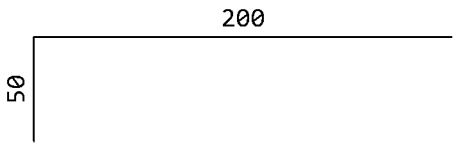	16	2.50	12	30.00	48.63
9	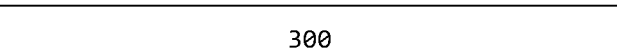	16	3.00	22	66.00	106.99
10	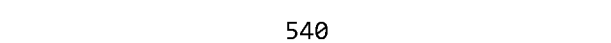	16	5.40	6	32.40	52.52
11	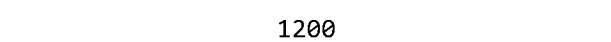	16	12.00	22	264.00	427.94
12	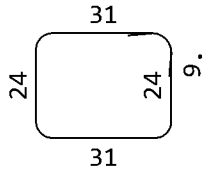	8	1.28	16	20.48	8.36
13	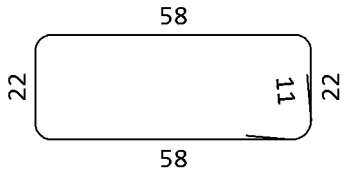	10	1.82	71	129.22	82.44
14	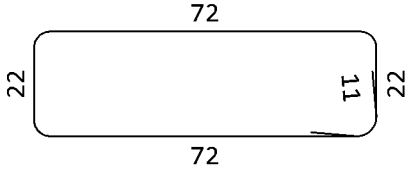	10	2.10	28	58.80	37.51
15	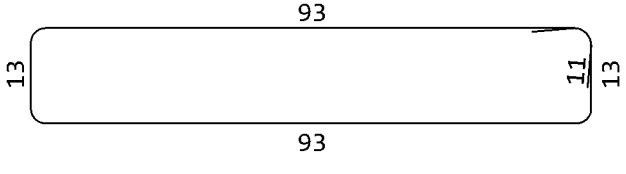	10	2.34	42	98.28	62.70

Palice - specifikacija

ozn	oblika in mere [cm]	Ø [mm]	lg [m]	n [kos]	lgn [m]	T. poz. [kg]
16	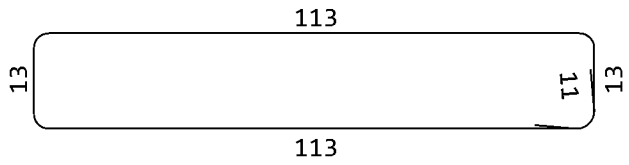	10	2.74	144	394.56	251.73
17	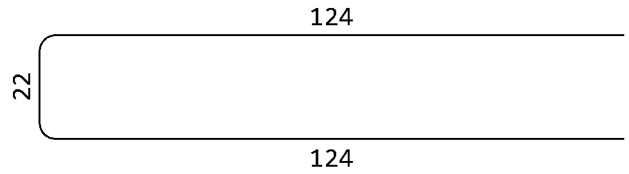	10	2.70	58	156.60	99.91
18	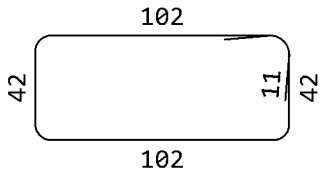	10	3.10	70	217.00	138.45
Stene O4 (Risba št. O4.2) (1 kos)						
1	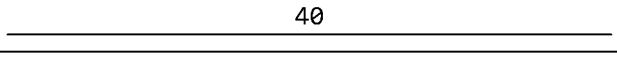	8	0.40	46	18.40	7.51
2	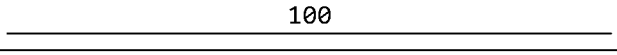	12	1.00	30	30.00	27.60
3	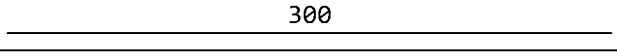	12	3.00	4	12.00	11.04
4	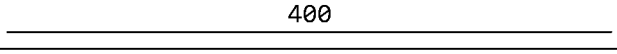	12	4.00	4	16.00	14.72
5	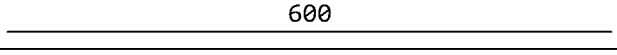	12	6.00	16	96.00	88.32
6	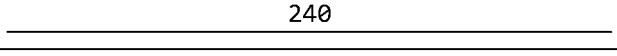	16	2.40	2	4.80	7.78
7	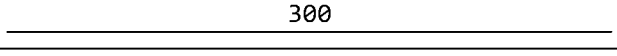	16	3.00	2	6.00	9.73
8	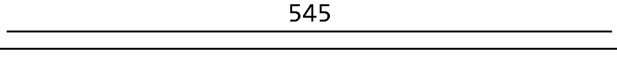	16	5.45	8	43.60	70.68
9	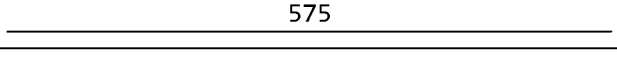	16	5.75	16	92.00	149.13
10	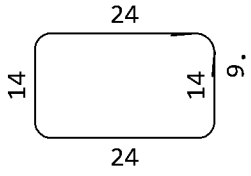	8	0.94	97	91.18	37.20
11	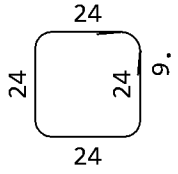	8	1.14	132	150.48	61.40
12	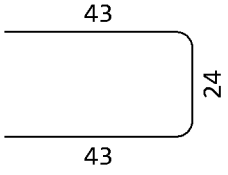	8	1.10	66	72.60	29.62

Palice - specifikacija

ozn	oblika in mere [cm]	Ø [mm]	lg [m]	n [kos]	lgn [m]	T. poz. [kg]
13	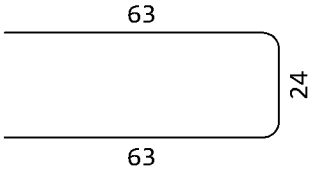	8	1.50	64	96.00	39.17
14	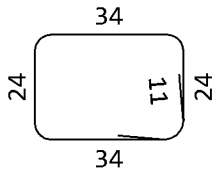	10	1.38	17	23.46	14.97
Plošča (Risba št. O4.3 in O4.4) (1 kos)						
1	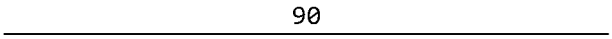	10	0.90	8	7.20	4.59
2		10	1.12	28	31.36	20.01
3	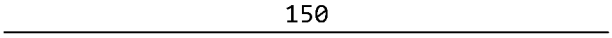	12	1.50	36	54.00	49.68
4	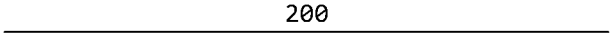	12	2.00	18	36.00	33.12
5	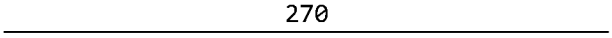	12	2.70	8	21.60	19.87
6	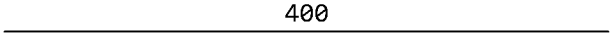	12	4.00	18	72.00	66.24
7	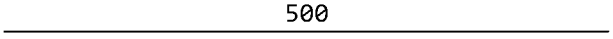	12	5.00	18	90.00	82.80
8	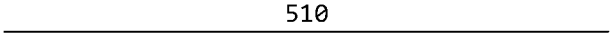	12	5.10	18	91.80	84.46
9	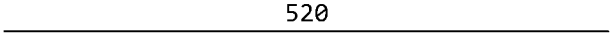	12	5.20	36	187.20	172.22
10	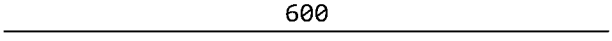	12	6.00	396	2376.00	2185.92
11	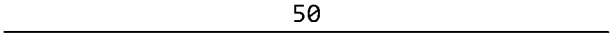	16	0.50	110	55.00	89.16
12	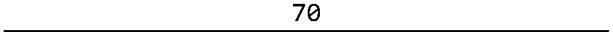	20	0.70	430	301.00	743.47
13	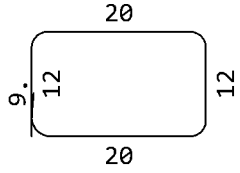	8	0.73	420	306.60	125.09
14	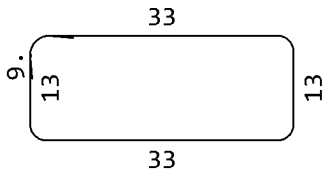	8	1.10	1968	2164.80	883.24

Palice - specifikacija

ozn	oblika in mere [cm]	Ø [mm]	lg [m]	n [kos]	lgn [m]	T. poz. [kg]
15	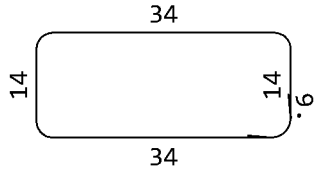	8	1.14	20	22.80	9.30
16	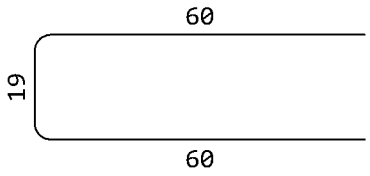	8	1.39	38	52.82	21.55
17	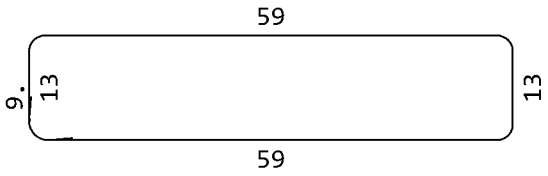	8	1.62	968	1568.16	639.81
18	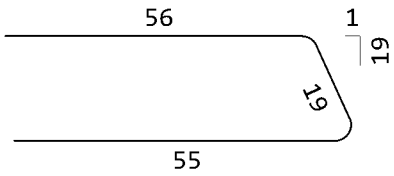	10	1.30	1892	2459.60	1569.22
19	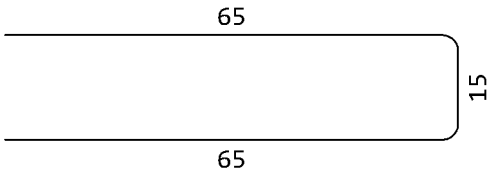	10	1.45	5800	8410.00	5365.58
20	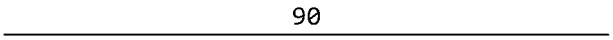	10	0.90	48	43.20	27.56
21	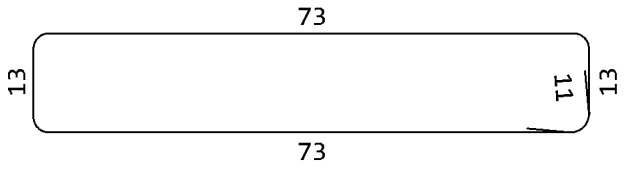	10	1.94	24	46.56	29.71
22	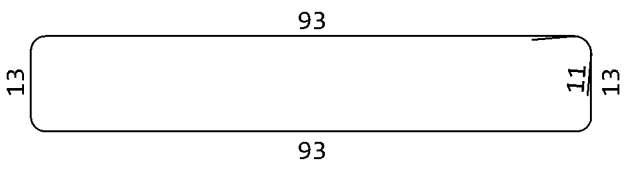	10	2.34	7	16.38	10.45

Palice - izvleček			
Ø [mm]	lgn [m]	Teža enote [kg/m']	Teža [kg]
S500, Ø <= 12 mm			
8	4646.52	0.41	1895.78
10	12437.82	0.64	7935.33
12	3082.60	0.92	2835.99
Skupaj (S500, Ø <= 12 mm)			12667.10
S500, Ø > 12 mm			
16	634.60	1.62	1028.69
20	301.00	2.47	743.47
Skupaj (S500, Ø > 12 mm)			1772.16
Skupaj			14439.26

Mreže - specifikacija							
Pozicija	Oznaka mreže	B [cm]	L [cm]	n [kos]	Teža enote [kg/m2]	Skupna teža [kg]	Opomba
Stene O4 (Risba št. O4.2) (1 kos)							
I-1	Q-385	215	241	12	6.04	375.56	
I-2	Q-385	70	241	2	6.04	20.38	
Skupaj						395.93	
Plošča (Risba št. O4.3 in O4.4) (1 kos)							
I	Q-385	215	600	166	6.04	12934.06	
I-1	Q-385	215	210	42	6.04	1142.64	
I-2	Q-385	180	210	2	6.04	45.67	
I-3	Q-385	180	600	4	6.04	261.62	
I-4	Q-385	170	600	4	6.04	247.12	
I-5	Q-385	170	210	2	6.04	43.14	
I-6	Q-385	140	210	2	6.04	35.55	
I-7	Q-385	140	600	4	6.04	203.63	
I-8	Q-385	80	210	2	6.04	20.37	
I-9	Q-385	80	600	4	6.04	116.66	
I-10	Q-385	215	200	42	6.04	1088.10	
I-11	Q-385	180	200	2	6.04	43.49	
I-12	Q-385	170	200	2	6.04	41.08	
I-13	Q-385	140	200	2	6.04	33.85	
I-14	Q-385	80	200	2	6.04	19.39	
I-15	Q-385	215	215	72	6.04	2005.56	
I-16	Q-385	140	600	2	6.04	101.47	
I-17	Q-385	140	215	2	6.04	36.28	
I-18	Q-385	215	580	72	6.04	5418.28	
I-19	Q-385	140	580	2	6.04	98.01	
I-20	Q-385	215	410	4	6.04	212.97	
I-21	Q-385	120	410	2	6.04	59.43	
I-22	Q-385	215	240	4	6.04	124.67	
I-23	Q-385	120	240	2	6.04	34.79	
I-24	Q-385	215	200	2	6.04	51.94	
I-25	Q-385	100	200	2	6.04	24.16	
I-26	Q-385	215	490	16	6.04	1018.10	
I-27	Q-385	115	490	2	6.04	68.07	
I-28	Q-385	215	495	16	6.04	1028.49	
I-29	Q-385	115	495	2	6.04	68.77	
I-30	Q-385	95	490	2	6.04	56.23	
I-31	Q-385	95	495	2	6.04	56.81	
I-32	Q-385	215	250	10	6.04	324.65	

Mreže - specifikacija

Pozicija	Oznaka mreže	B [cm]	L [cm]	n [kos]	Teža enote [kg/m2]	Skupna teža [kg]	Opomba
I-33	Q-385	170	250	2	6.04	51.34	
I-34	Q-385	170	600	2	6.04	123.22	
I-35	Q-385	215	335	6	6.04	261.02	
I-36	Q-385	70	335	2	6.04	28.33	
I-37	Q-385	215	360	8	6.04	374.00	
I-38	Q-385	115	360	2	6.04	50.01	
I-39	Q-385	215	445	8	6.04	462.30	
I-40	Q-385	115	445	2	6.04	61.82	
I-41	Q-385	215	555	6	6.04	432.43	
I-42	Q-385	70	555	2	6.04	46.93	
I-43	Q-385	215	395	16	6.04	820.72	
I-44	Q-385	85	395	2	6.04	40.56	
I-45	Q-385	75	395	2	6.04	35.79	
I-46	Q-385	215	365	6	6.04	284.39	
I-47	Q-385	195	365	2	6.04	85.98	
I-48	Q-385	215	195	6	6.04	151.94	
I-49	Q-385	195	195	2	6.04	45.93	
I-50	Q-385	215	145	6	6.04	112.98	
I-51	Q-385	110	145	2	6.04	19.27	
I-52	Q-385	215	110	6	6.04	85.71	
I-53	Q-385	110	110	2	6.04	14.62	
I-54	Q-385	105	215	2	6.04	27.16	
I-55	Q-385	105	600	2	6.04	75.98	
I-56	Q-385	105	580	2	6.04	73.39	
I-57	Q-385	140	215	2	6.04	36.15	
I-58	Q-385	140	600	2	6.04	101.13	
I-59	Q-385	140	580	2	6.04	97.67	
I-60	Q-385	90	600	2	6.04	65.25	
I-61	Q-385	90	215	2	6.04	23.33	
I-62	Q-385	90	580	2	6.04	63.02	
I-63	Q-385	205	580	2	6.04	143.26	
I-64	Q-385	205	215	2	6.04	53.03	
I-65	Q-385	205	600	2	6.04	148.33	
I-66	Q-385	90	580	2	6.04	62.97	
I-67	Q-385	90	600	2	6.04	65.20	
I-68	Q-385	90	215	2	6.04	23.31	
I-69	Q-385	60	215	2	6.04	15.67	
I-70	Q-385	60	600	2	6.04	43.82	
I-71	Q-385	61	580	2	6.04	43.02	

Mreže - specifikacija

Pozicija	Oznaka mreže	B [cm]	L [cm]	n [kos]	Teža enote [kg/m2]	Skupna teža [kg]	Opomba
I-72	Q-385	215	225	2	6.04	58.44	
I-73	Q-385	100	225	2	6.04	27.18	
Skupaj						31901.61	

Mreže - izvleček

Oznaka mreže	B [cm]	L [cm]	n [kos]	Teža enote [kg/m2]	Skupna teža [kg]	Neto vgrajena teža [kg]
Q-385	215	600	444	6.04	34594.70	32297.55
Skupaj					34594.70	32297.55

Mreže - načrt razreza

Stene O4 (Risba št. O4.2)

Q-385 (600 cm x 215 cm)

6x

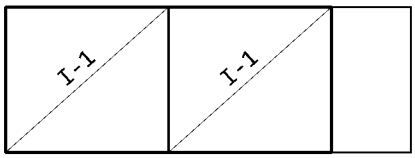

I-1 241 x 215
I-1 241 x 215

1x

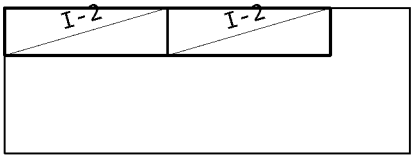

I-2 241 x 70
I-2 241 x 70

Plošča (Risba št. O4.3 in O4.4)

Q-385 (600 cm x 215 cm)

72x

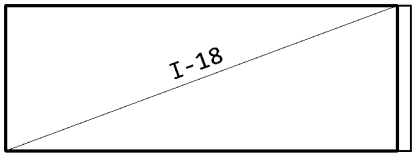

I-18 580 x 215

2x

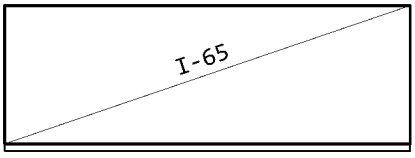

I-65 600 x 205

6x

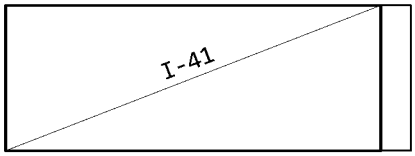

I-41 555 x 215

2x

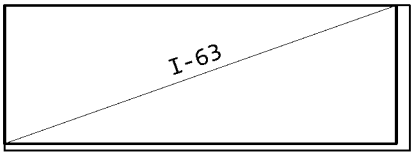

I-63 580 x 205

4x

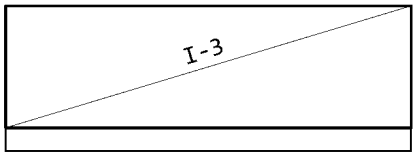

I-3 600 x 180

2x

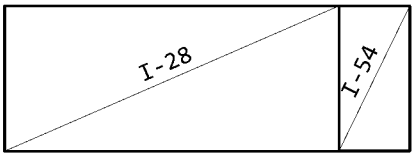

I-28 495 x 215
I-54 215 x 105

2x

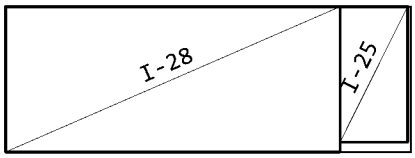

I-28 495 x 215
I-25 200 x 100

2x

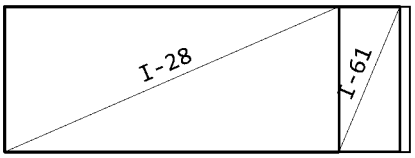

I-28 495 x 215
I-61 215 x 90

2x

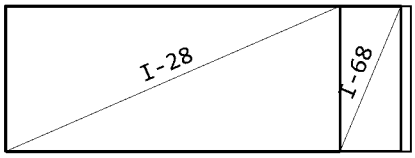

I-28 495 x 215
I-68 215 x 90

2x

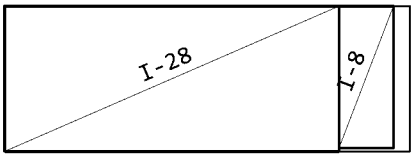

I-28 495 x 215
I-8 210 x 80

2x

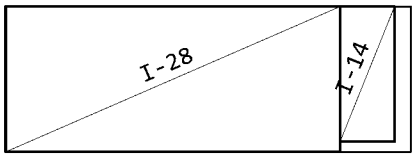

I-28 495 x 215
I-14 200 x 80

2x

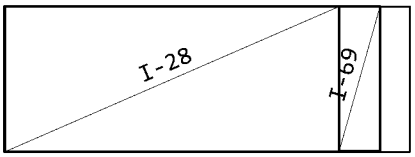

I-28 495 x 215
I-69 215 x 60

2x

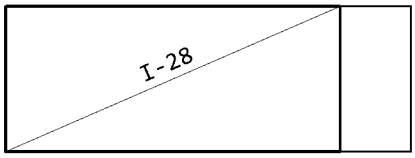

I-28 495 x 215

6x

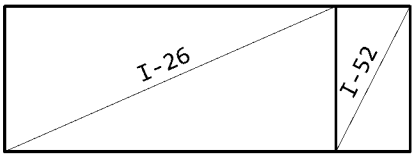

I-26 490 x 215
I-52 110 x 215

Mreže - načrt razreza

2x

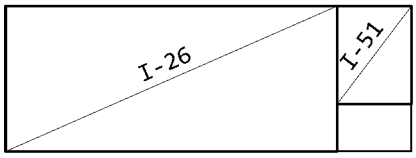

I-26 490 x 215
I-51 145 x 110

2x

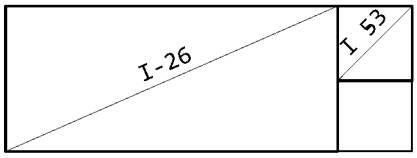

I-26 490 x 215
I-53 110 x 110

6x

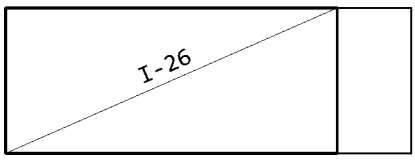

I-26 490 x 215

4x

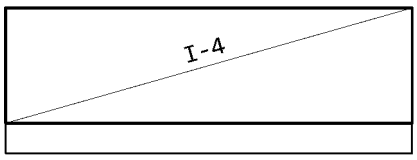

I-4 600 x 170

2x

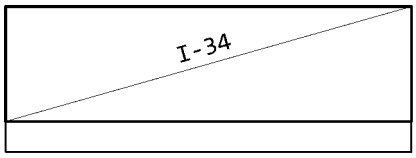

I-34 600 x 170

6x

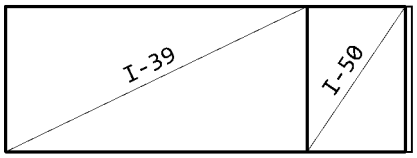

I-39 445 x 215
I-50 145 x 215

2x

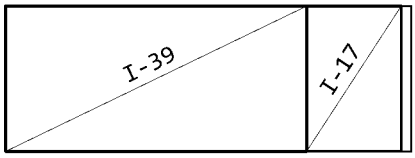

I-39 445 x 215
I-17 215 x 140

2x

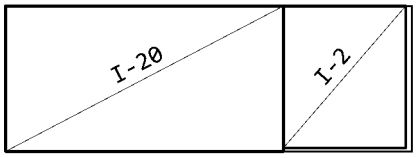

I-20 410 x 215
I-2 210 x 180

2x

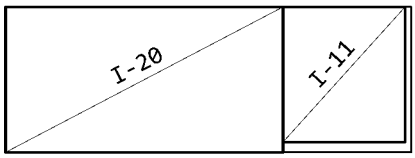

I-20 410 x 215
I-11 200 x 180

2x

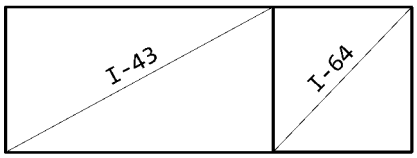

I-43 395 x 215
I-64 215 x 205

2x

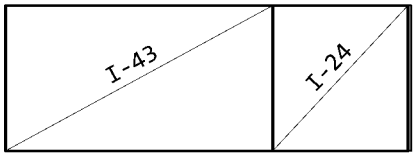

I-43 395 x 215
I-24 200 x 215

12x

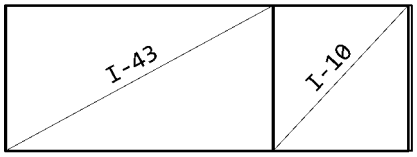

I-43 395 x 215
I-10 200 x 215

2x

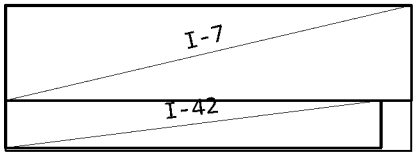

I-7 600 x 140
I-42 555 x 70

2x

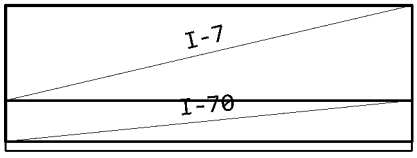

I-7 600 x 140
I-70 600 x 60

2x

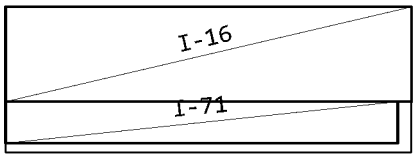

I-16 600 x 140
I-71 580 x 61

2x

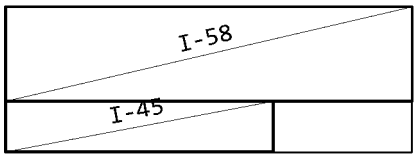

I-58 600 x 140
I-45 395 x 75

2x

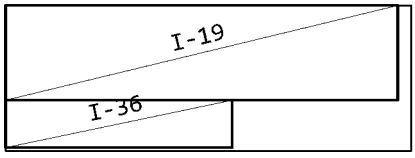

I-19 580 x 140
I-36 335 x 70

2x

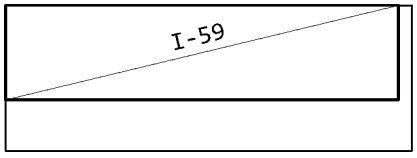

I-59 580 x 140

Mreže - načrt razreza

2x

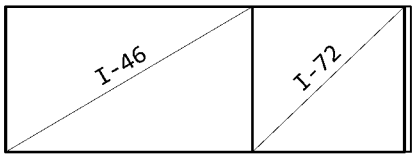

I-46 365 x 215
I-72 225 x 215

4x

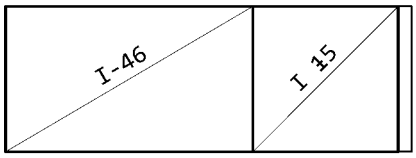

I-46 365 x 215
I-15 215 x 215

4x

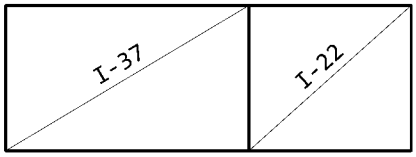

I-37 360 x 215
I-22 240 x 215

4x

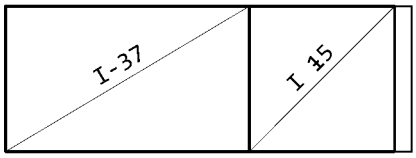

I-37 360 x 215
I-15 215 x 215

6x

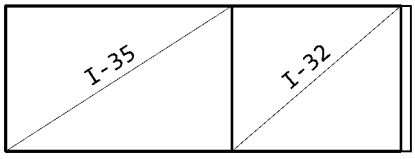

I-35 335 x 215
I-32 250 x 215

2x

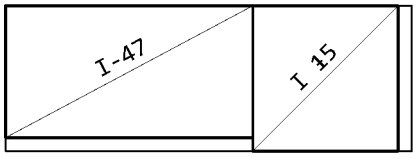

I-47 365 x 195
I-15 215 x 215

1x

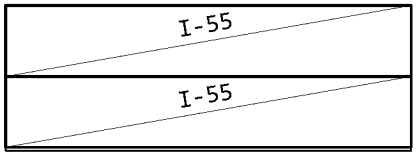

I-55 600 x 105
I-55 600 x 105

1x

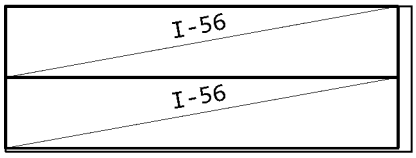

I-56 580 x 105
I-56 580 x 105

2x

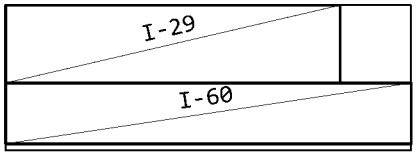

I-29 495 x 115
I-60 600 x 90

2x

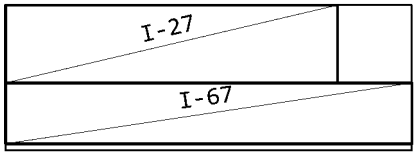

I-27 490 x 115
I-67 600 x 90

2x

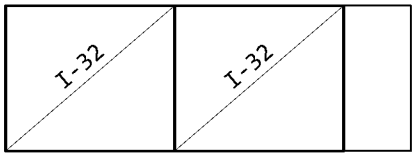

I-32 250 x 215
I-32 250 x 215

1x

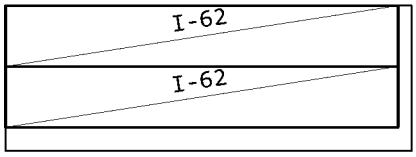

I-62 580 x 90
I-62 580 x 90

1x

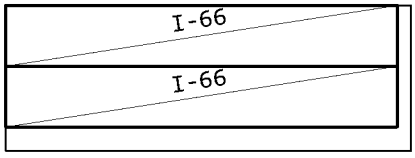

I-66 580 x 90
I-66 580 x 90

2x

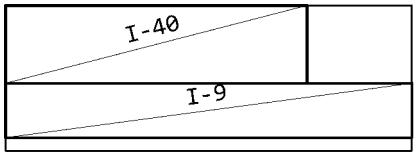

I-40 445 x 115
I-9 600 x 80

2x

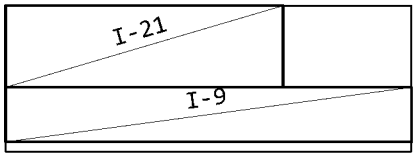

I-21 410 x 120
I-9 600 x 80

1x

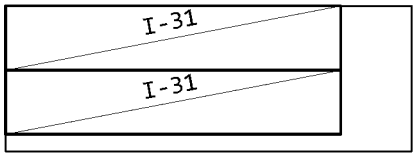

I-31 495 x 95
I-31 495 x 95

1x

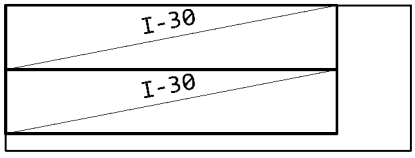

I-30 490 x 95
I-30 490 x 95

2x

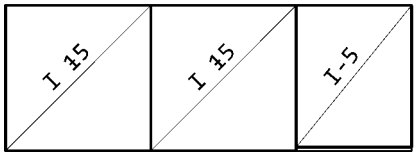

I-15 215 x 215
I-15 215 x 215
I-5 210 x 170

Mreže - načrt razreza

2x

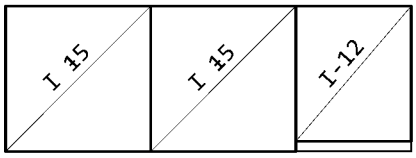

I-15 215 x 215
I-15 215 x 215
I-12 200 x 170

2x

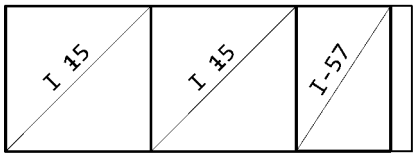

I-15 215 x 215
I-15 215 x 215
I-57 215 x 140

2x

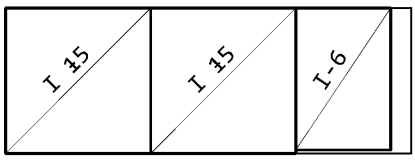

I-15 215 x 215
I-15 215 x 215
I-6 210 x 140

2x

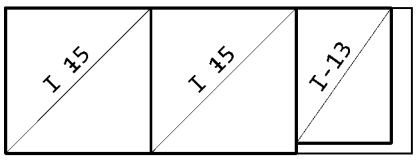

I-15 215 x 215
I-15 215 x 215
I-13 200 x 140

21x

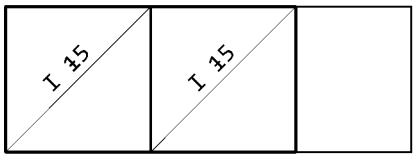

I-15 215 x 215
I-15 215 x 215

21x

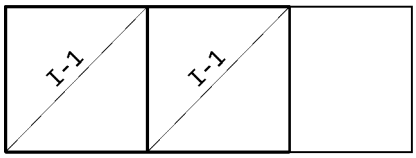

I-1 210 x 215
I-1 210 x 215

10x

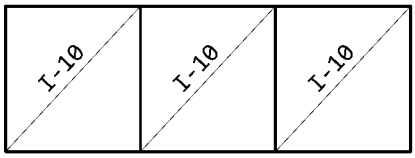

I-10 200 x 215
I-10 200 x 215
I-10 200 x 215

1x

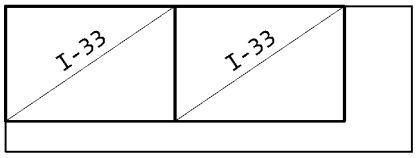

I-33 250 x 170
I-33 250 x 170

2x

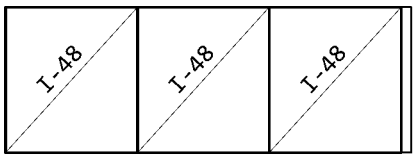

I-48 195 x 215
I-48 195 x 215
I-48 195 x 215

2x

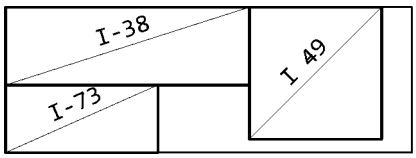

I-38 360 x 115
I-49 195 x 195
I-73 225 x 100

1x

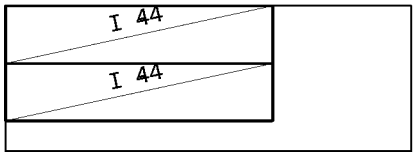

I-44 395 x 85
I-44 395 x 85

1x

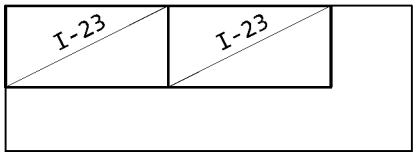

I-23 240 x 120
I-23 240 x 120

SEZNAM MATERIALA

Investitor: DARS, Družba za avtoceste v Republiki Sloveniji d.d., Ul. XIV. Divizije 4, 3000 Celje
Projekt: OBNOVA CESTNINSKE POSTAJE IN IZPOSTAVE DOB
Risba: O4.7, 04.8 List: ST

Datum: MAJ 2025 | Stran: 1/1
Št. projekta: KGIP 2024/01 | Št. načrta: 2024/102 | SPINA

Poz	Kos	OPIS	PROFILI kg/m´	PROFILI dolž./enoto	kg na enoto	PLOČEVINE %	PLOČEVINE širina	PLOČEVINE deb.	PLOČEVINE dolžina	kg na enoto	Snov	kg za naročilo	dolžina profila[m]	Pripombe
O4 - NADSTREŠEK														
1.1	16	profil UPN 160	18,8	1330	25,00						S235JR	400	21,3	
1.2	32	profil UPN 160	18,8	1420	26,70						S235JR	854	45,4	
1.3	16	profil UPN 160	18,8	2250	42,30						S235JR	677	36,0	
1.4	16	profil UPN 160	18,8	2920	54,90						S235JR	878	46,7	
1.5	16	profil UPN 160	18,8	4140	77,83						S235JR	1245	66,2	
2.1	8	profil []300/150/6	33,87	985	33,36						S235JR	267	7,9	
2.2	8	profil []300/150/6	33,87	1150	38,95						S235JR	312	9,2	
2.3	8	profil []300/150/6	33,87	1330	45,05						S235JR	360	10,6	
2.4	8	profil []300/150/6	33,87	1620	54,87						S235JR	439	13,0	
2.5	8	profil []300/150/6	33,87	1780	60,29						S235JR	482	14,2	
3.1	16	profil HEA 100	16,7	5570	93,02						S235JR	1488	89,1	
3.2	4	profil HEA 100	16,7	6570	109,72						S235JR	439	26,3	
3.3	4	profil HEA 100	16,7	9570	159,82						S235JR	639	38,3	
3.4	4	profil HEA 100	16,7	11570	193,22						S235JR	773	46,3	
4.1	19	profil []50/50/3	4,245	2930	12,44						S235JR	236	55,7	
4.2	40	profil []50/50/3	4,245	3260	13,84						S235JR	554	130,4	
4.3	54	profil []50/50/3	4,245	4200	17,83						S235JR	963	226,8	
5.1	46	profil []60/60/3	5,187	1130	5,86						S235JR	270	52,0	
5.2	46	profil []60/60/3	5,187	1460	7,57						S235JR	348	67,2	
5.3	52	profil []60/60/3	5,187	1470	7,62						S235JR	396	76,4	
5.4	52	profil []60/60/3	5,19	1740	9,0						S235JR	469	90,48	
										SKUPAJ O4 - NADSTRESEK	**Σ**	**14989 kg**		
O4 - FASADA														
1.1	32	profil []150/150/5	22,3	4610	102,80						S235JR	3290	147,5	
										SKUPAJ O4 - FASADA	**Σ**	**3948 kg**		

PLOČEVINE Material S235JR

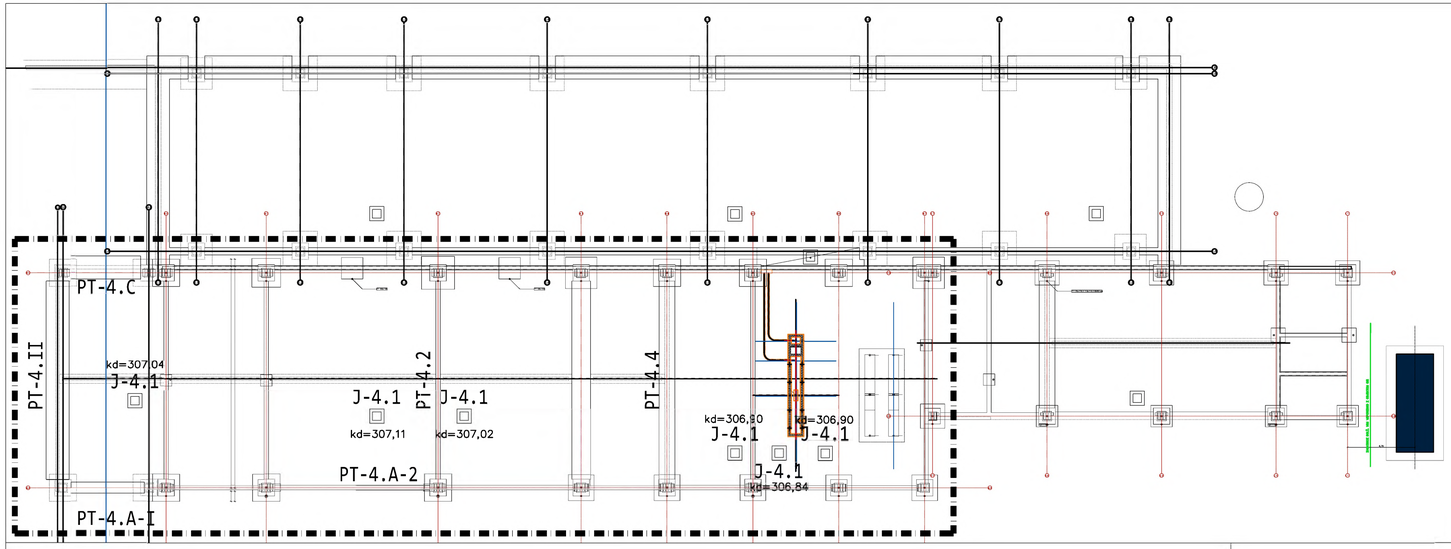

POZ. PT-4.2 - temeljna greda - n=1kom b/h=30/66cm

M=1:50

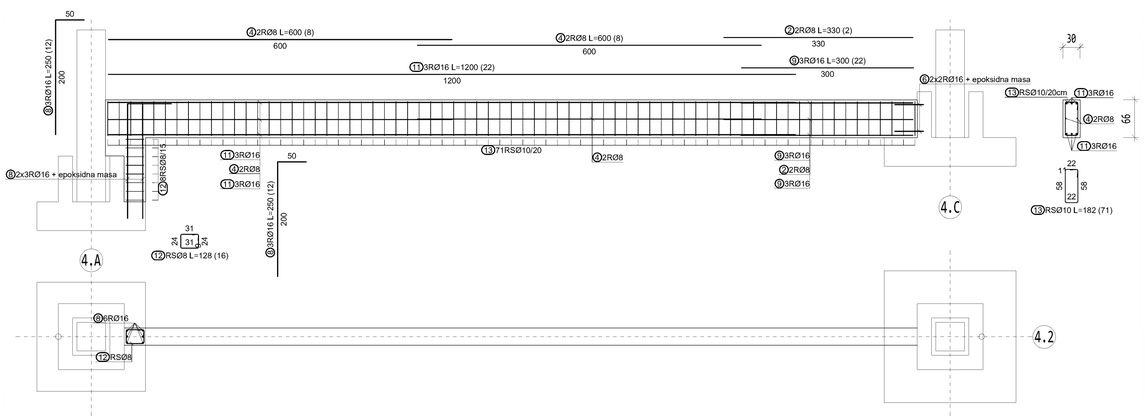

POZ. PT-4.A-2 - temeljna greda - n=1kom b/h=30/80cm

M=1:50

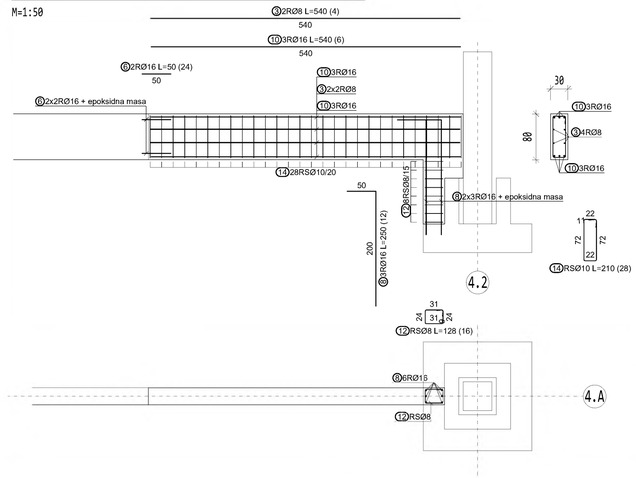

POZ. PT-4.4 - temeljna greda - n=1kom b/h=110/50cm

M=1:50

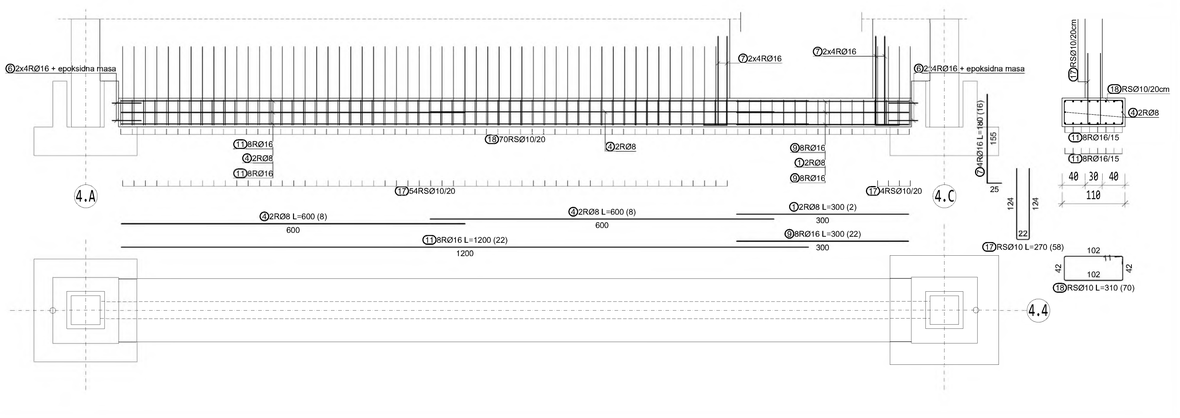

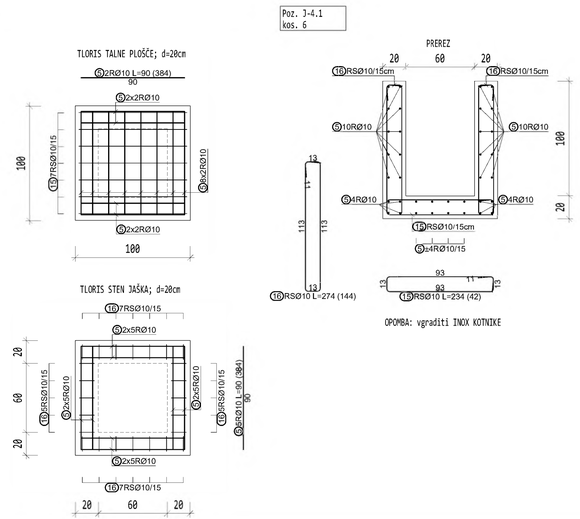

BETONI:
-**C12/15** X0 - podbetoniranja in podložni beton
-**C25/30** XC2 Dmax32mm-min.zaščitna plast cmin=25mm - temelji in vkopane stene
-**C35/45** XC4/XF1 XA3 Dmax16mm-min. zaščitna plast cmin=30mm - izpostavljene zunanje stene
-**C35/45** XC4 XD3 XF4 XM1 XA3 Dmax16mm-min.zaščitna plast cmin=45mm - notranja talna plošča
-**C25/30** XC1 Dmax16mm-min. zaščitna plast cmin=15mm - ostali AB elementi objekta

ARMATURA: **S500-B**
- preklop palic - min 60Ø
- preklop mrež - 3 okenca oz. vsaj 55cm

SPLOŠNE OPOMBE:
-Vse mere preveriti na mestu samem
-Povezava z arhitekturnimi načrti, dimenzijo armature po potrebi prilagoditi dejanskemu stanju
-V primeru nejasnosti ali spremembah pogojev pri izvedbi je potrebno konzultirati projektanta.

ŠT. SPREMEMBE	DATUM	SPREMEMBA	SPREMENIL	ODOBRIL

SPINA Novo mesto, d.o.o.
Ressliova 7 a
8000 Novo mesto
Slovenija
+386 7 373 05 16
spina@spina.si
www.spina.si

INVESTITOR	DARS, Družba za avtoceste v Republiki Sloveniji d. d. Ulica XIV. divizije 4, 3000 Celje
OBJEKT	OBNOVA CESTNINSKE POSTAJE IN IZPOSTAVE DOB

DATUM PZI	MAJ 2025			
DATUM IZDELAVE PO RECENZIJI	OKTOBER 2025			
NAČRT	FAZA	ŠT. PROJEKTA	ŠT. NAČRTA	ŠT. LISTA
2.1 - GRADBENIŠTVO	PZI	KGIP 2024/011	102/2024	04.1

OBJEKT 04
POVEZOVALNI TEMELJI IN JAŠKI

M 1:50

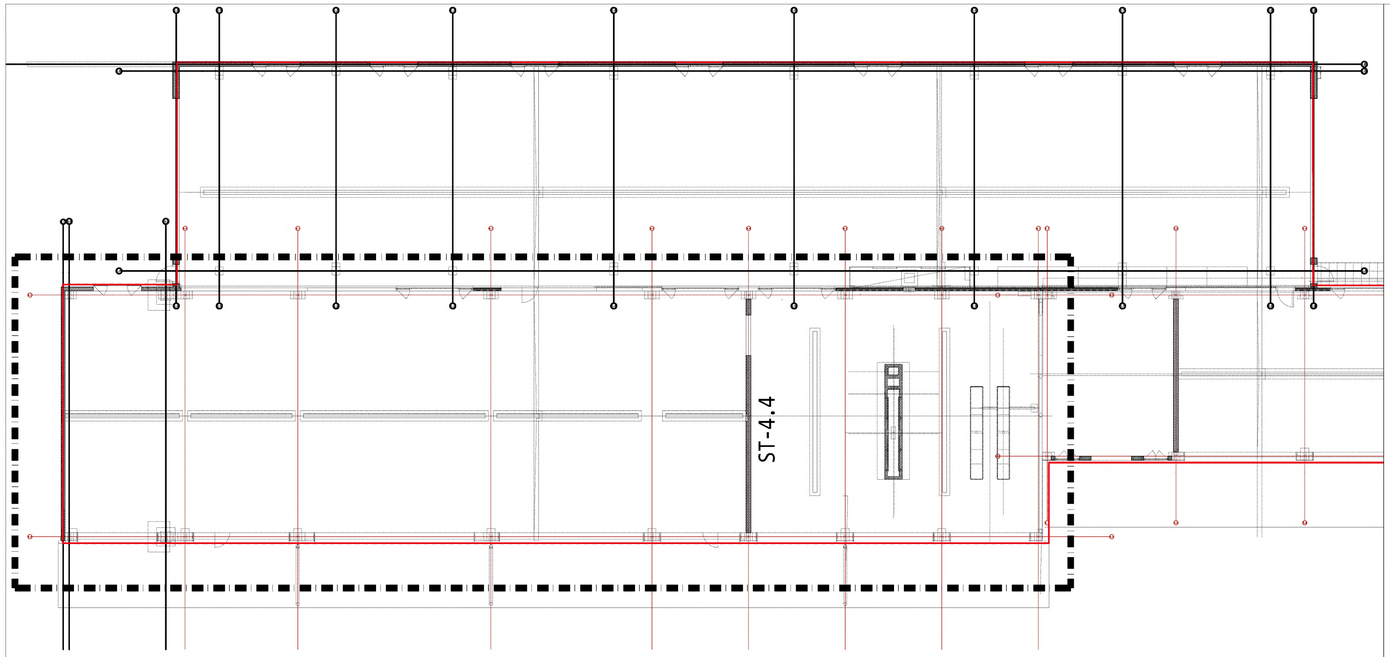

POZ. ST-4.4 - AB stena - n=1kom d=30cm

M=1:50

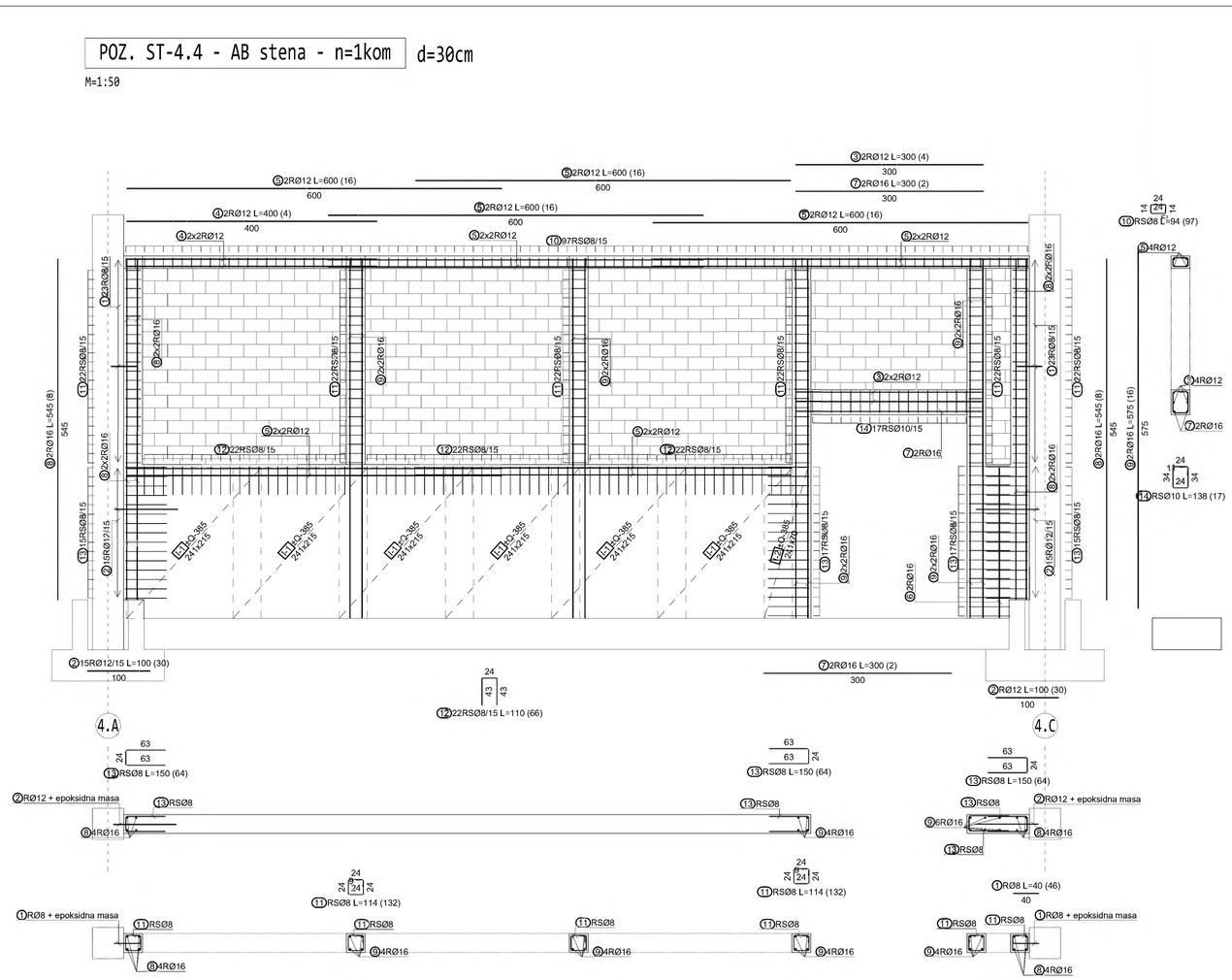

BETONI:
-**C12/15** X0 - podbetoniranja in podložni beton
-**C25/30** XC2 Dmax32mm-min.zaščitna plast cmin=25mm - temelji in vkopane stene
-**C35/45** XC4/XF1 XA3 Dmax16mm-min. zaščitna plast cmin=30mm - izpostavljene zunanje stene
-**C35/45** XC4 XD3 XF4 XM1 XA3 Dmax16mm-min.zaščitna plast cmin=45mm - notranja talna plošča
-**C25/30** XC1 Dmax16mm-min. zaščitna plast cmin=15mm - ostali AB elementi objekta

ARMATURA: **S500-B**
- preklop palic - min 60Ø
- preklop mrež - 3 okenca oz. vsaj 55cm

SPLOŠNE OPOMBE:
-Vse mere preveriti na mestu samem
-Povezava z arhitekturnimi načrti, dimenzijo armature po potrebi prilagoditi dejanskemu stanju
-V primeru nejasnosti ali spremembah pogojev pri izvedbi je potrebno konzultirati projektanta.

ŠT. SPREMEMBE	DATUM	SPREMEMBA	SPREMENIL	ODOBRIL

SPINA Novo mesto, d.o.o.
Ressiova 7 a
8000 Novo mesto
Slovenija
+386 7 373 05 16
spina@spina.si
www.spina.si

INVESTITOR	DARS, Družba za avtoceste v Republiki Sloveniji d. d. Ulica XIV. divizije 4, 3000 Celje
OBJEKT	OBNOVA CESTNINSKE POSTAJE IN IZPOSTAVE DOB
DATUM PZI	MAJ 2025
DATUM IZDELAVE PO RECENZIJI	OKTOBER 2025

NAČRT	FAZA	ŠT. PROJEKTA	ŠT. NAČRTA	ŠT. LISTA
2.1 - GRADBENIŠTVO	PZI	KGIP 2024/011	102/2024	04.2

OBJEKT 04
STENA

M 1:50



Armiranje roba plošče; M1:25



Ojačitev stebrov

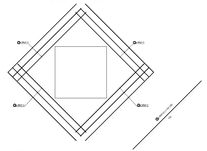

Prostorska dilatacija; M 1:25
l=169 m

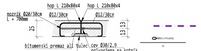

Uporabi se lahko tipski dilatacijski profil kot npr.TIEPPO - TYPE H

Navidezna dilatacija; M 1:25
l=31 m



Rezanje 1 dan po betoniranju, odprtino zapolniti s trajno elastičnim kitom
Uporabi se lahko tipski moznik

Armiranje kanalete; M 1:25

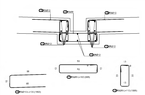

Robni kotnik



Armiranje poglobitve v osi 6A/6.5-6.6; M1:25

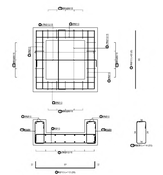

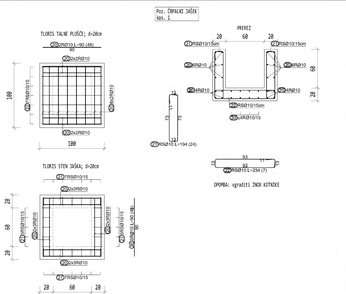

BETONI:
-C12/15 XB - podbetoniranja in podložni beton
-C25/30 XC2 Dmax32mm-min.zaščitna plast cmin=25mm - temelji in vkopane stene
-C35/45 XC4/XF1 XA3 Dmax16mm-min. zaščitna plast cmin=30mm - izpostavljene zunanje stene
-C35/45 XC4 XD3 XF4 XF1 XA3 Dmax16mm-min.zaščitna plast cmin=45mm - notranja talna plošča
-C25/30 XC1 Dmax16mm-min. zaščitna plast cmin=15mm - ostali AB elementi objekta

ARMATURA: S500-B
- preklop palic - min 60D
- preklop mrež - 3 okenca oz. vsaj 55cm

SPLOŠNE OPOMBE:
-Vse mere preveriti na mestu samem
-Povezava z arhitekturnimi načrti, dimenzijo armature po potrebi prilagoditi dejanskemu stanju
-V primeru nejasnosti ali spremembah pogojev pri izvedbi je potrebno konzultirati projektanta.

ST. SPREMEMBE	DATUM	SPREMEMBA	SPREMENIL	ODOBRIL

SPINA
Nova vesta, d.o.o.
Resolova 7 a
3000 Nova vesta
Slovenija
+386 7 373 05 16
spina@spina.si
www.spina.si

INVESTITOR	DARS, Družba za avtoceste v Republiki Sloveniji d. d. Ulica XIV. divizije 4, 3000 Celje
OBJEKT	OBNOVA CESTNINSKE POSTAJE IN IZPOSTAVE DOB
DATUM PZI	MAJ 2025
DATUM IZDELAVE PO REDIZIJI	OKTOBER 2025

NAČRT	FAZA	ST. PROJEKTA	ST. NAČRTA	ST. LISTA
2.1 - GRADBENIŠTVO	PZI	KGIP 2024/011	102/2024	04.3

04-07
TEMELJNA PLOŠČA - MREŽE
M 1:100

Na podlagi 30 odstavka 30 zakona o zaznamovanju in kontrolnem ukrepanju na kontrolnem ukrepanju

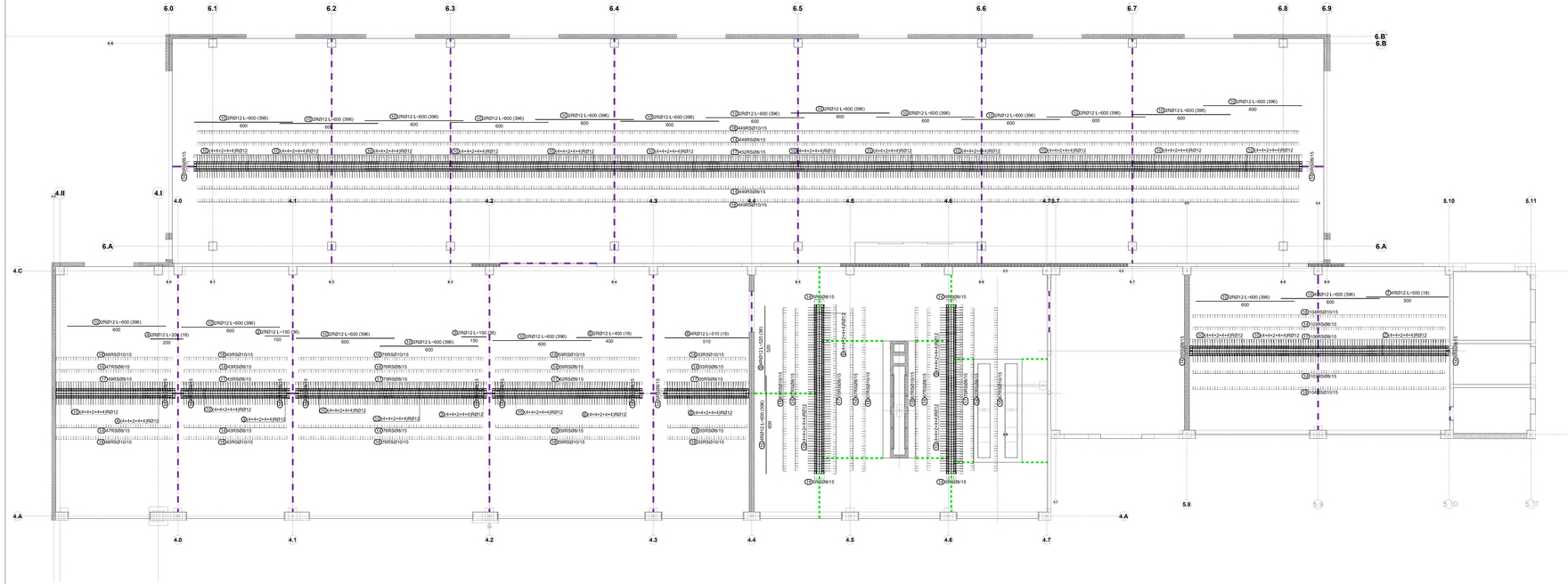

Armiranje roba plošče; M1:25



Ojačitev stebrov

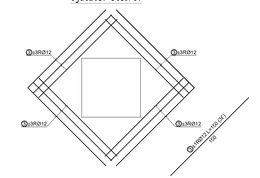

Prostorska dilatacija; M 1:25

l=169 m

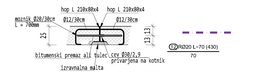

Uporabi se lahko tipski dilatacijski profil kot npr.TIEPPO - TYPE H

Navidezna dilatacija; M 1:25

l=31 m



Rezanje 1 dan po betoniranju, odprtino zapolniti s trajno elastično kitom
Uporabi se lahko tipski mozrnik

Armiranje kanalete; M 1:25

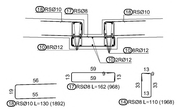

Robni kotnik



Armiranje poglobitve v osi 6A/6.5-6.6; M1:25

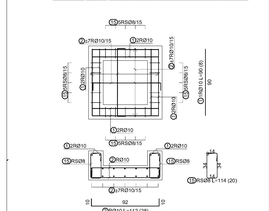

BETON:
- **C12/15** XØ - podbetoniranja in podložni beton
- **C25/30** XC2 Dmax32mm-min.zaščitna plast cmin=25mm - temelji in vkopane stene
- **C35/45** XC4/XF1 XA3 Dmax16mm-min. zaščitna plast cmin=30mm - izpostavljene zunanje stene
- **C35/45** XC4 XD3 XF4 XM1 XA3 Dmax16mm-min.zaščitna plast cmin=45mm - notranja talna plošča
- **C25/30** XC1 Dmax16mm-min. zaščitna plast cmin=15mm - ostali AB elementi objekta

ARMATURA: **S500-B**
- preklop palic - min 60Ø
- preklop mrež - 1 okenca oz. vsaj 55cm

SPLOŠNE OPOMBE:
-Vse mere preveriti na mestu samem
-Povezava z arhitekturnimi načrti, dimenzijo armature po potrebi prilagoditi dejanskemu stanju
-V primeru nejasnosti ali spremembah pogojev pri izvedbi je potrebno konzultirati projektanta.

ŠT.SPREMEMBE	DATUM	SPREMEMBA	SPREMENIL	ODOBRIL

SPINA kovo sasto, d.o.o.
Resslova 7 a
8000 Novo mesto
Slovenija
+386 7 373 05 16
spina@spina.si
www.spina.si

INVESTITOR	DARS, Družba za avtoceste v Republiki Sloveniji d. d. Ulica XIV. divizije 4, 3000 Celje
OBJEKT	OBNOVA CESTNINSKE POSTAJE IN IZPOSTAVE DOB

DATUM PZI	MAJ 2025			
DATUM IZDELAVE PO RECENZIJI	OKTOBER 2025			
NAČRT	FAZA	ŠT. PROJEKTA	ŠT. NAČRTA	ŠT.LISTA
2.1 - GRADBENIŠTVO	PZI	KGZP 2024/011	102/2024	04.4

04-07
TEMELJNA PLOŠČA - ARMIRANJE KANALET

M 1:100

Last saved by: ... | Plotted by: ... | Plotted on: ... | Drawing name: ... | Project name: ... | Project number: ... | Drawing scale: ... | Drawing number: ... | Drawing revision: ... | Drawing status: ... | Drawing author: ... | Drawing checked by: ... | Drawing approved by: ... | Drawing issued by: ... | Drawing issued on: ... | Drawing issued to: ... | Drawing issued for: ... | Drawing issued as: ... | Drawing issued in: ... | Drawing issued with: ... | Drawing issued without: ... | Drawing issued with comments: ... | Drawing issued without comments: ... | Drawing issued with changes: ... | Drawing issued without changes: ... | Drawing issued with corrections: ... | Drawing issued without corrections: ... | Drawing issued with additions: ... | Drawing issued without additions: ... | Drawing issued with deletions: ... | Drawing issued without deletions: ... | Drawing issued with modifications: ... | Drawing issued without modifications: ... | Drawing issued with updates: ... | Drawing issued without updates: ... | Drawing issued with revisions: ... | Drawing issued without revisions: ... | Drawing issued with errata: ... | Drawing issued without errata: ... | Drawing issued with addenda: ... | Drawing issued without addenda: ... | Drawing issued with supplements: ... | Drawing issued without supplements: ... | Drawing issued with appendices: ... | Drawing issued without appendices: ... | Drawing issued with attachments: ... | Drawing issued without attachments: ... | Drawing issued with enclosures: ... | Drawing issued without enclosures: ... | Drawing issued with exhibits: ... | Drawing issued without exhibits: ... | Drawing issued with schedules: ... | Drawing issued without schedules: ... | Drawing issued with tables: ... | Drawing issued without tables: ... | Drawing issued with figures: ... | Drawing issued without figures: ... | Drawing issued with diagrams: ... | Drawing issued without diagrams: ... | Drawing issued with charts: ... | Drawing issued without charts: ... | Drawing issued with graphs: ... | Drawing issued without graphs: ... | Drawing issued with maps: ... | Drawing issued without maps: ... | Drawing issued with photographs: ... | Drawing issued without photographs: ... | Drawing issued with illustrations: ... | Drawing issued without illustrations: ... | Drawing issued with drawings: ... | Drawing issued without drawings: ... | Drawing issued with sketches: ... | Drawing issued without sketches: ... | Drawing issued with plans: ... | Drawing issued without plans: ... | Drawing issued with elevations: ... | Drawing issued without elevations: ... | Drawing issued with sections: ... | Drawing issued without sections: ... | Drawing issued with details: ... | Drawing issued without details: ... | Drawing issued with notes: ... | Drawing issued without notes: ... | Drawing issued with comments: ... | Drawing issued without comments: ... | Drawing issued with changes: ... | Drawing issued without changes: ... | Drawing issued with corrections: ... | Drawing issued without corrections: ... | Drawing issued with additions: ... | Drawing issued without additions: ... | Drawing issued with deletions: ... | Drawing issued without deletions: ... | Drawing issued with modifications: ... | Drawing issued without modifications: ... | Drawing issued with updates: ... | Drawing issued without updates: ... | Drawing issued with revisions: ... | Drawing issued without revisions: ... | Drawing issued with errata: ... | Drawing issued without errata: ... | Drawing issued with addenda: ... | Drawing issued without addenda: ... | Drawing issued with supplements: ... | Drawing issued without supplements: ... | Drawing issued with appendices: ... | Drawing issued without appendices: ... | Drawing issued with attachments: ... | Drawing issued without attachments: ... | Drawing issued with enclosures: ... | Drawing issued without enclosures: ... | Drawing issued with exhibits: ... | Drawing issued without exhibits: ... | Drawing issued with schedules: ... | Drawing issued without schedules: ... | Drawing issued with tables: ... | Drawing issued without tables: ... | Drawing issued with figures: ... | Drawing issued without figures: ... | Drawing issued with diagrams: ... | Drawing issued without diagrams: ... | Drawing issued with charts: ... | Drawing issued without charts: ... | Drawing issued with graphs: ... | Drawing issued without graphs: ... | Drawing issued with maps: ... | Drawing issued without maps: ... | Drawing issued with photographs: ... | Drawing issued without photographs: ... | Drawing issued with illustrations: ... | Drawing issued without illustrations: ... | Drawing issued with drawings: ... | Drawing issued without drawings: ... | Drawing issued with sketches: ... | Drawing issued without sketches: ... | Drawing issued with plans: ... | Drawing issued without plans: ... | Drawing issued with elevations: ... | Drawing issued without elevations: ... | Drawing issued with sections: ... | Drawing issued without sections: ... | Drawing issued with details: ... | Drawing issued without details: ... | Drawing issued with notes: ... | Drawing issued without notes: ...

TALNA PLOŠČA SERVISNEGA JAŠKA; d=20cm

Spodnja in zgornja mrežna armatura, robna armatura

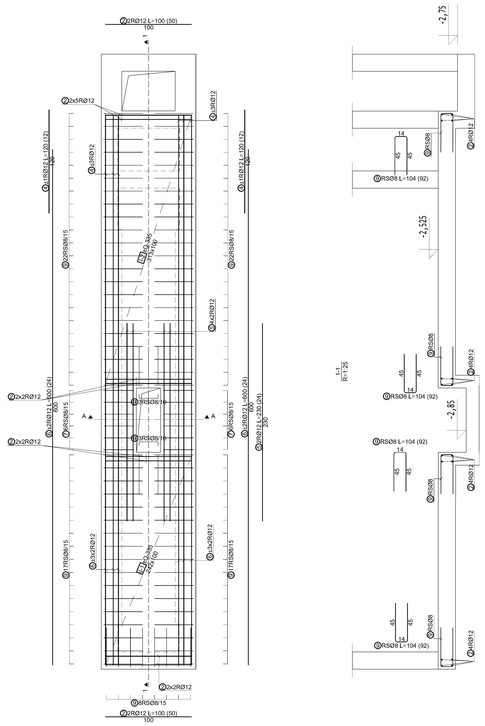

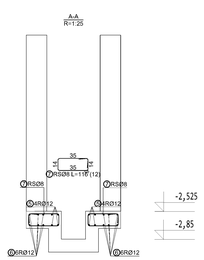

TALNA PLOŠČA SERVISNEGA JAŠKA; d=20cm

Armatura v območju poglobitev

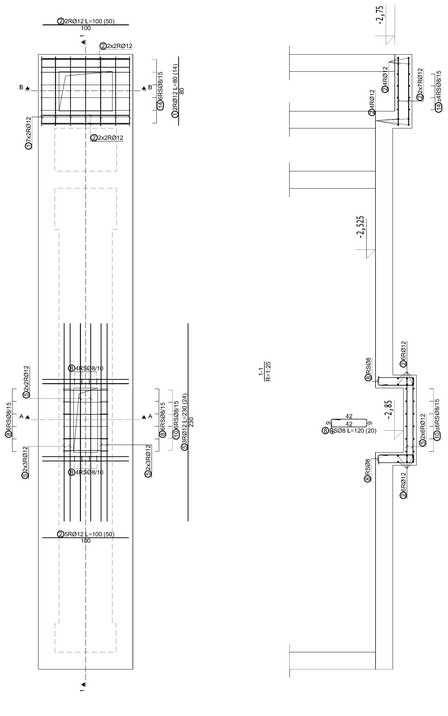

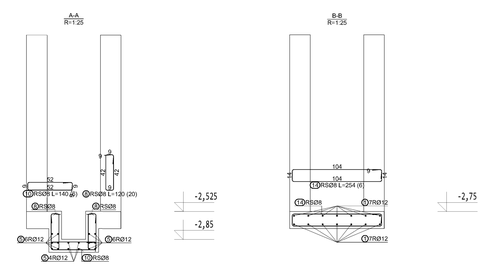

TALNA PLOŠČA SERVISNEGA JAŠKA; d=20cm

Sidra za stene

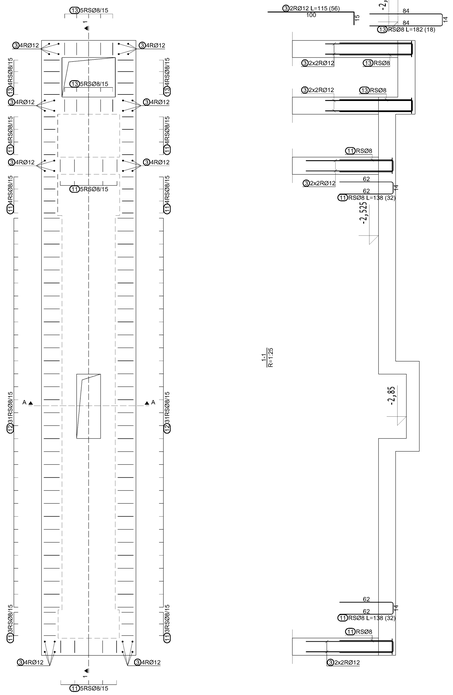

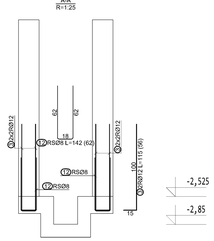

BETONI:
- C12/15, X0; podložni beton
- C25/30, XC2; temelji in vkopane stene
- C30/37, XC4, XD3, XF1, XA1; stene in stebri

ARMATURA: B **500-B**
- preklop palic - min 60Ø
- preklop mrež - 3 okenca oz. vsaj 55cm

SPLOŠNE OPOMBE:
-Vse mere preveriti na mestu samem
-Povezava z arhitekturnimi načrti, dimenzijo armature po potrebi prilagoditi dejanskemu stanju
-V primeru nejasnosti ali spremembah pogojev pri izvedbi je potrebno konzultirati projektanta.

ŠT. SPREMEMBE	DATUM	SPREMEMBA	SPREMENIL	ODOBRIL

SPINA Novo mesto, d.o.o.
Resslova 7 a
8000 Novo mesto
Slovenija
+386 7 373 05 16
spina@spina.si
www.spina.si

INVESTITOR	DARS, Družba za avtoceste v Republiki Sloveniji d. d. Ulica XIV. divizije 4, 3000 Celje
OBJEKT	OBNOVA CESTNINSKE POSTAJE IN IZPOSTAVE DOB
DATUM PZI	MAJ 2025
DATUM IZDELAVE PO RECENZIJI	OKTOBER 2025

NAČRT	FAZA	ŠT. PROJEKTA	ŠT. NAČRTA	ŠT.LISTA
2.1 - GRADBENIŠTVO	PZI	KGIP 2024/011	102/2024	04.5

TALNA PLOŠČA SERVISNEGA JAŠKA ZA TOVORNJAKE

M 1:25

© SPINA d.o.o. Vse pravice pridržana. Brez pisnega dovoljenja SPINA d.o.o. ne smete kopirati, razmnoževati, prenašati, spreminjati ali uporabljati te vsebine v nobeni obliki ali na kakršen koli način.

Poz. W-X-1; d=19cm
kos. 2

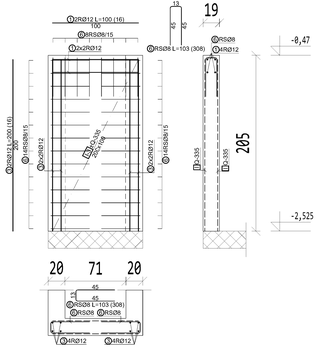

Poz. W-X-2; d=19cm
kos. 2

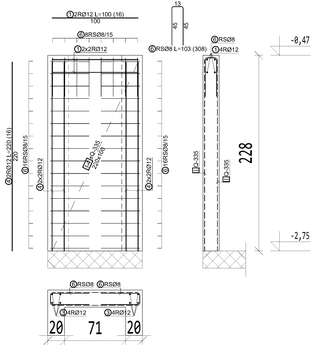

Poz. W-Y-1; d=19/24cm
kos. 2

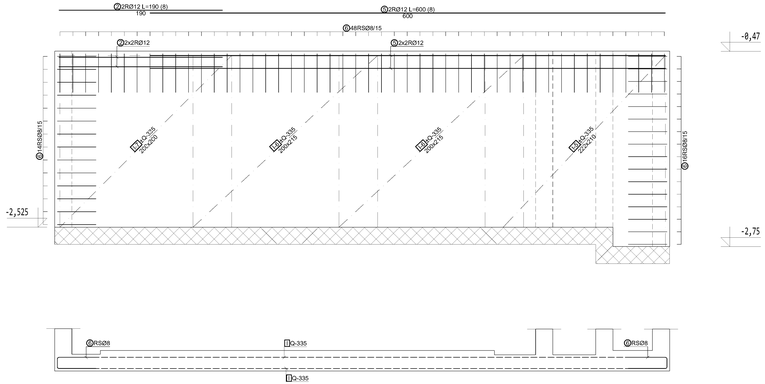

STENE SERVISNEGA JAŠKA

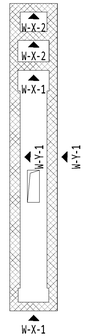

BETONI:
- C12/15, X0; podložni beton
- C25/30, XC2; temelji in vkopane stene
- C30/37, XC4, XD3, XF1, XA1; stene in stebri

ARMATURA: B **500-B**
- preklop palic - min 60Ø
- preklop mrež - 3 okenca oz. vsaj 55cm

SPLOŠNE OPOMBE:
-Vse mere preveriti na mestu samem
-Povezava z arhitekturnimi načrti, dimenzijo armature po potrebi prilagoditi dejanskemu stanju
-V primeru nejasnosti ali spremembah pogojev pri izvedbi je potrebno konzultirati projektanta.

ŠT. SPREMEMBE	DATUM	SPREMEMBA	SPREMENIL	ODOBRIL

SPINA
Novo mesto, d.o.o.
Resslova 7 a
8000 Novo mesto
Slovenija
+386 7 373 05 16
spina@spina.si
www.spina.si

INVESTITOR	DARS, Družba za avtoceste v Republiki Sloveniji d. d. Ulica XIV. divizije 4, 3000 Celje
OBJEKT	OBNOVA CESTNINSKE POSTAJE IN IZPOSTAVE DOB
DATUM PZI	MAJ 2025
DATUM IZDELAVE PO RECENZIJI	OKTOBER 2025

NAČRT	FAZA	ŠT. PROJEKTA	ŠT. NAČRTA	ŠT. LISTA
2.1 - GRADBENIŠTVO	PZI	KGIP 2024/011	102/2024	04.6

STENE SERVISNEGA JAŠKA ZA TOVORNJAKE

M 1:25

DRUŽBA ZA JAVA
DRUŽBA ZA JAVA

PREREZ B-B

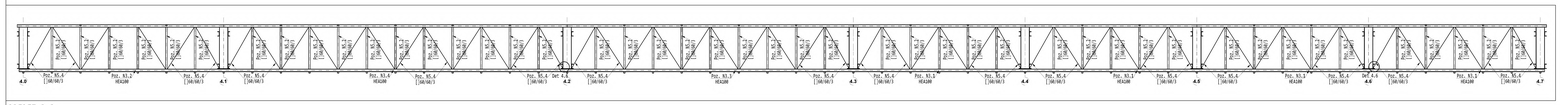

PREREZ A-A

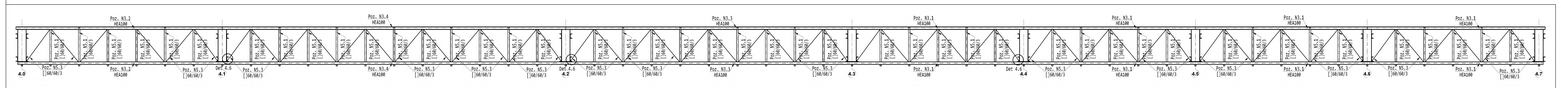

OPOMBA: Strešni paneli se naslanjajo na HEA100! Cevi []50/3 so samo zavetrovanje.

TLORIS POŠEVNINE



TLORIS STROPA



PREREZ C-C - KONZOLNI PALIČNI NOSILCI V OSEH (M1:25)

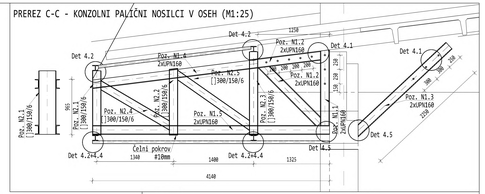

DET.4.1
Sidranje nadstreška v AB nosilec
m1:10
2xUPN160
Višaki N2/m2305 (8.8) (11 kom/celo/str)

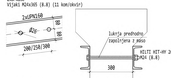

DET.4.2
Spoj palične/konzola
m1:10
HEA200/UPN160
Višaki 4xM12 (8.8) KSE


UPN160
HEA200
142
95
40
120
45
30
30
30

DET.4.6
Sidranje stebrov v AB temelje
m1:10
[]5W/5W/5
RZT-F-2 M16 (8.8) + HIT-HY 200-A



DET.4.7
Sidranje stebrov v AB nosilce
m1:10
[]5W/5W/5
RZT-F-2 M16 (8.8) + HIT-HY 200-A
VIJAKI SAMSE (8.8)

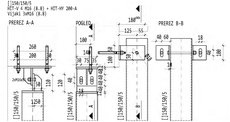

OPOMBA: Podkonstrukcijo, priključne pločevine
uskladiti z dobaviteljem sekcijskih vrat

ANTIKOROZIJSKA ZAŠČITA (ISO 12944-5):
- C4, trajnost H
- vroečinkano

VIJAKI:
- kvaliteta 8.8 po SIST EN 15048
- predpaseti vijaki 1NMS predvpeti,
kvaliteta 10.9 po SIST EN 14399-4
- lakirje za višje po DIN EN 28273, za
daljše višave po DIN 931
- varovanje matice pred odvijem z
vtetno podložko

IZOLO 5231; razred izvedbe EXC2 po SIST EN 1090-2

-PRED PRIČETKOM GRADNJE VSE MERE PREVERITI IZDELATI KONTEKSE KONSTRUKCIJE. MOREBITNE NEZNANOSTI SE MORAJO USKLADITI Z ODGOVORNIM PROJEKTANTOM ZA VODJO PROJEKTA.
-DELAVNIŠKO DOKUMENTACIJO USKLADITI Z ARHITEKTURNIMI NAČRTI.
-VSI NEZNAČENI VARI SO a = 0,7t
-NAREDITI JE POTREBNO PREDMONTAŽO KONSTRUKCIJE
-LUKNJE V BETON POTREBNO VRTATI S CEVNO DIAMANTNO KRONO, ZA SE ZAGTOVI NATAČNOST LUKENJ

SPLOŠNE OPOMBE:
-Vse mere preveriti na mestu samem
-Povezava z arhitekturnimi načrti, dimenzijo armature po potrebi prilagoditi dejanskemu stanju
-V primeru nejasnosti ali spremembah pogojev pri izvedbi je potrebno konzultirati projektanta.

DETAJLI (M1:10)

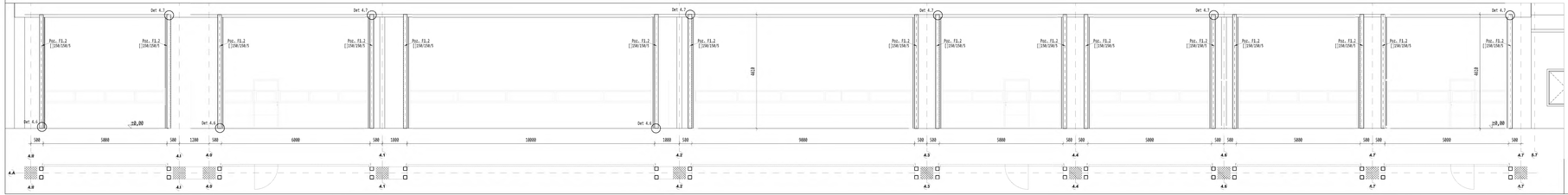

ŠT. SPREMEMBE	DATUM	SPREMEMBA		SPREMENIL	ZNAMKA

SPINA
Kovo vesta, d. o. o.
Resslova 7 a
8000 Novo mesto
Slovenija
+386 7 373 05 10
spina@spina.si
www.spina.si

INVESTITOR	DARS, družba za avtoceste v Republiki Sloveniji d. d. Ulica XIV. divizije 4, 3000 Celje
OBJEKT	OBNOVA CESTNINSKE POSTAJE IN IZPOSTAVE DOB
DATUM PZI	MAJ 2025
DATUM ZADNJE PR MEMBE	OKTOBER 2025

FAZA	FAZA	ŠT. PROJEKTA	ŠT. NAČRTA	ŠT.LISTA
2.1 - GRADBENIŠTVO	PZI	KOSP 1824/011	582/2024	04.8

OBJEKT 04 M 1:50
FASADNA PODKONSTRUKCIJA - J FASADA